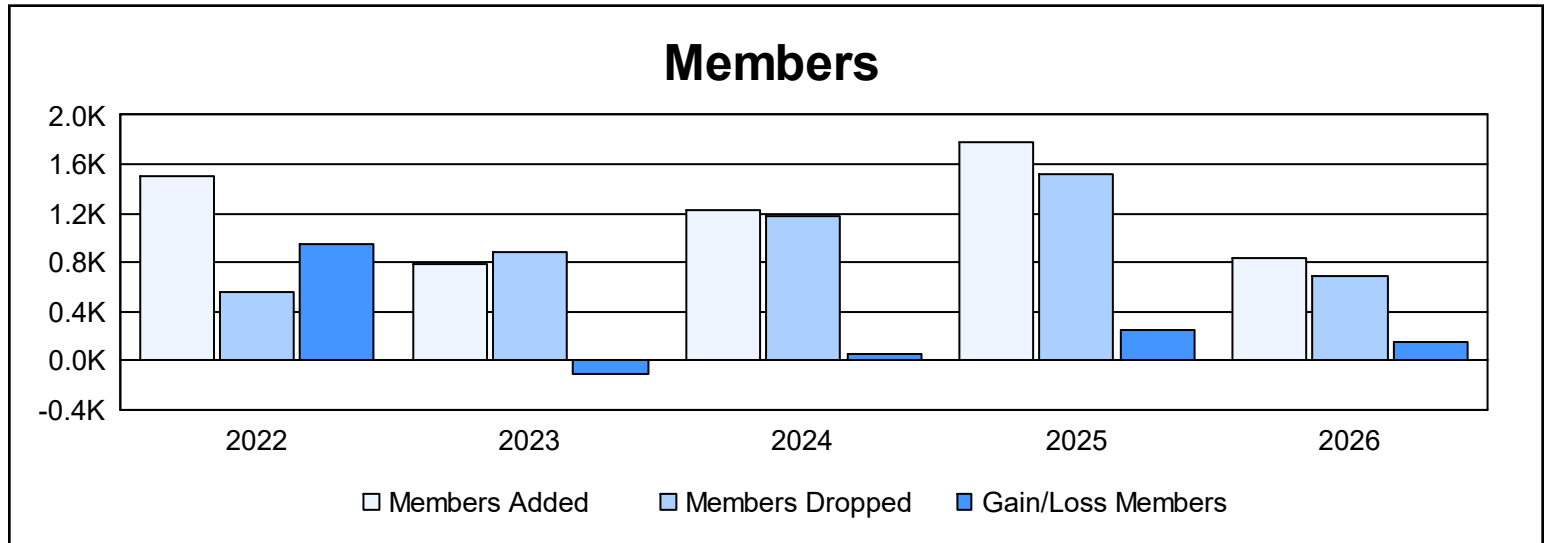
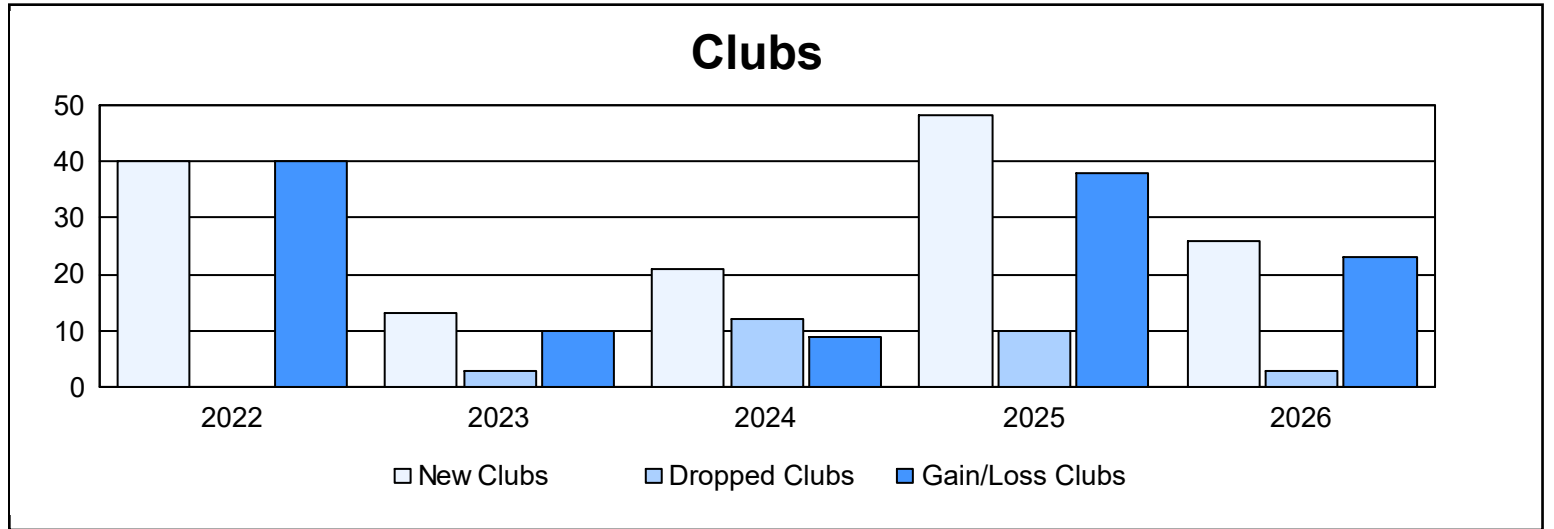
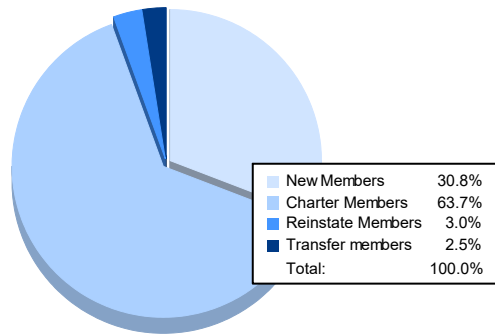


Year	New Clubs	Dropped Clubs	Gain/ Loss Clubs	New Members	Charter Members	Reinstate Members	Transfer Members	Total Member Added	Total Members Dropped	Gain/ Loss Members
2021-2022	40	0	40	512	955	32	6	1,505	550	955
2022-2023	13	3	10	355	372	51	5	783	890	-107
2023-2024	21	12	9	534	486	192	12	1,224	1,169	55
2024-2025	48	10	38	397	1,165	197	14	1,773	1,525	248
2025-2026	26	3	23	257	532	25	21	835	692	143
Average	30	6	24	411	702	99	12	1,224	965	259



Membership Composition April 2026 Cumulative



Gender Composition April 2026 Cumulative

